

SPRINGBORO COMMUNITY CITY SCHOOLS
RECONCILIATION FOR MONTH ENDING
JULY 31, 2018



Depository Balances:

| | | |
|---------------------------------------|-----------------|------------------------|
| 5/3 Operating Checking Acct #99903794 | \$19,143,213.06 | |
| People's Bank - Grange Scholarship | \$23,617.25 | |
| Total Depository Balances | | \$19,166,830.31 |

Adjustments to Bank Balance:

| | | |
|--|---------------|----------------------|
| Outstanding Checks: Accounting | -\$654,845.65 | |
| Payroll | -\$126,878.01 | |
| Outstanding Vcards: Accounting | \$77,183.56 | |
| Adjustments/Notes | \$0.00 | |
| 1) | \$ - | |
| 2) | \$ - | |
| Total Adjustments to Bank Balance | | -\$704,540.10 |


Investments:

| | | |
|----------------------------------|----------------|-----------------------|
| CD - Harold E Mills 5/3 Bank | \$40,619.12 | |
| Huntington Bank Acct #1041012893 | \$1,014,426.76 | |
| Star Ohio | \$33,973.30 | |
| 5/3 Securities | \$4,815,210.93 | |
| Total Investments | | \$5,904,230.11 |

| | |
|----------------------------|------------------------|
| Total Bank Balances | \$24,366,520.32 |
| Total Fund Balance | \$24,366,520.32 |
| | <u>\$0.00</u> |

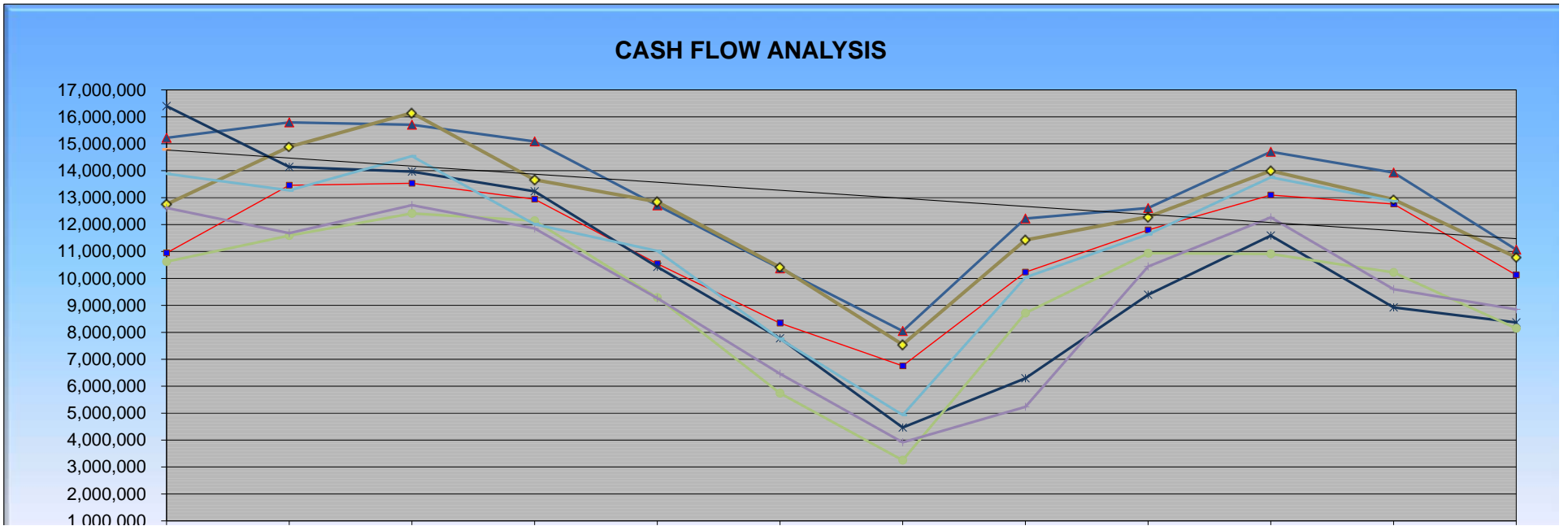
Arbiter Account:

| | | |
|----------------------------------|------------|-------------------|
| Acct #1095061300 Arbiter Balance | \$1,604.62 | |
| Outstanding Payments | \$0.00 | |
| Book Balance | | \$1,604.62 |


Terrah Floyd, Treasurer/CFO

SPRINGBORO COMMUNITY CITY SCHOOLS
CASH FLOW HISTORY
 (Amounts Represent General Fund Month Ending Balances)

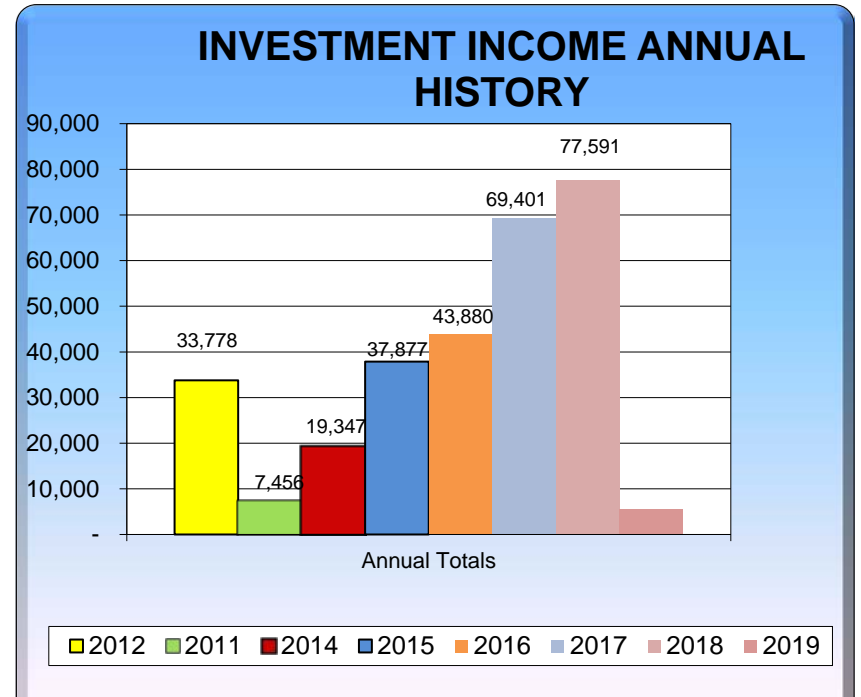
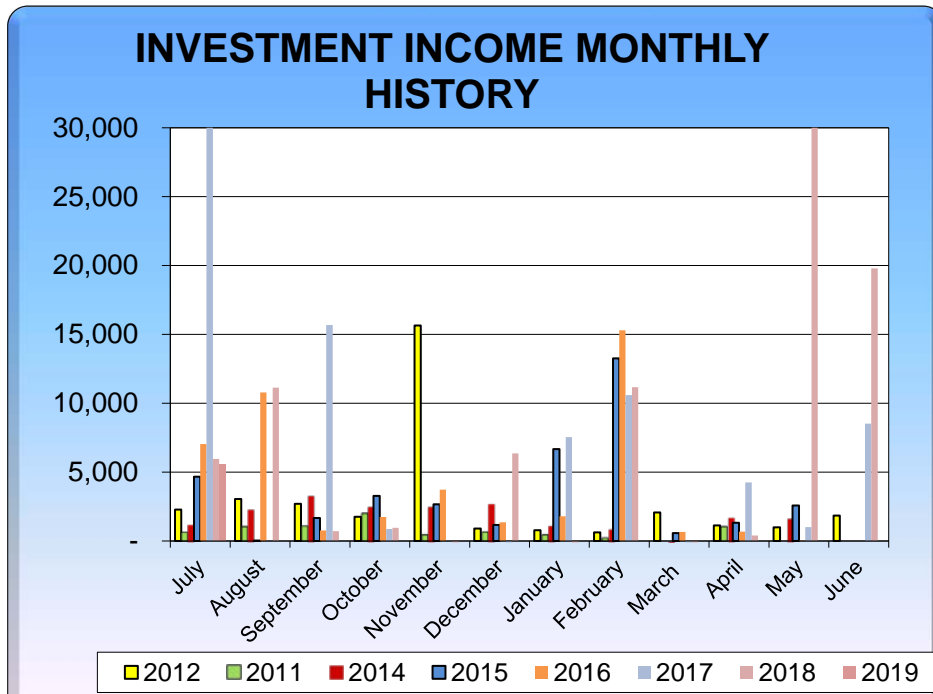
| | Current Month | | | | | | | | | | | |
|------|---------------|------------|------------|------------|------------|------------|-----------|------------|------------|------------|------------|------------|
| FY | July | August | September | October | November | December | January | February | March | April | May | June |
| 2012 | 10,943,740 | 13,460,001 | 13,533,343 | 12,939,781 | 10,548,887 | 8,338,630 | 6,754,746 | 10,234,435 | 11,799,012 | 13,093,742 | 12,762,433 | 10,127,709 |
| 2013 | 15,219,086 | 15,793,376 | 15,706,069 | 15,088,260 | 12,712,944 | 10,370,909 | 8,047,609 | 12,223,488 | 12,614,582 | 14,701,106 | 13,930,078 | 11,070,591 |
| 2014 | 12,754,762 | 14,885,287 | 16,147,877 | 13,663,073 | 12,844,156 | 10,417,017 | 7,543,879 | 11,426,299 | 12,288,002 | 13,994,917 | 12,934,439 | 10,782,854 |
| 2015 | 16,398,089 | 14,138,107 | 13,965,306 | 13,233,279 | 10,429,438 | 7,777,413 | 4,466,180 | 6,292,608 | 9,395,939 | 11,591,212 | 8,923,751 | 8,368,436 |
| 2016 | 10,623,482 | 11,592,457 | 12,413,277 | 12,141,221 | 9,292,765 | 5,739,217 | 3,250,888 | 8,715,284 | 10,935,208 | 10,909,222 | 10,225,527 | 8,145,977 |
| 2017 | 12,620,561 | 11,682,692 | 12,720,266 | 11,857,777 | 9,266,179 | 6,461,509 | 3,916,562 | 5,234,729 | 10,445,777 | 12,264,781 | 9,598,535 | 8,850,435 |
| 2018 | 13,886,552 | 13,267,241 | 14,540,838 | 12,011,503 | 11,023,677 | 7,753,946 | 4,931,625 | 10,037,992 | 11,637,828 | 13,756,042 | 12,868,864 | 9,976,196 |
| 2019 | 14,785,484 | | | | | | | | | | | |



SPRINGBORO COMMUNITY CITY SCHOOLS
INVESTMENT INCOME HISTORY

 Current Month

| | July | August | September | October | November | December | January | February | March | April | May | June | ANNUAL |
|------|---|--------|-----------|---------|----------|----------|---------|----------|---------|-------|--------|--------|--------|
| 2012 | 2,283 | 3,042 | 2,698 | 1,752 | 15,651 | 898 | 791 | 625 | 2,079 | 1,126 | 986 | 1,847 | 33,778 |
| 2013 | 621 | 1025 | 1055 | 1947 | 447 | 653 | 457 | 229 | 0 | 1022 | 0 | 0 | 7,456 |
| 2014 | 1221 | 2279 | 3249 | 2495 | 2490 | 2687 | 1129 | 883 | -448 | 1712 | 1650 | 0 | 19,347 |
| 2015 | 4669 | 31 | 1679 | 3267 | 2659 | 1159 | 6674 | 13,265 | 574 | 1318 | 2582 | 0 | 37,877 |
| 2016 | 7045 | 10,791 | 759 | 1736 | 3735 | 1359 | 1785 | 15,304 | 654 | 685 | 27 | 0 | 43,880 |
| 2017 | 37,964 | 15 | 15,685 | 869 | 18 | (12,835) | 7,539 | 10,587 | (4,215) | 4,250 | 1,003 | 8,521 | 69,401 |
| 2018 | 5,955 | 11,125 | 718 | 958 | -3924 | 6,360 | -2699 | 11,168 | -4284 | 403 | 32,017 | 19,794 | 77,591 |
| 2019 | 5,558 | | | | | | | | | | | | 5,558 |



-- Options Summary --

Summary or Detail Report? (S,D) D
Output file: FINSUMM.TXT
Type: CSV
Print options page? (Y,N) Y
Generate FINDET report for comparison? (Y,N) Y
Sort options: FS
Include future encumbrance amounts? (Y,N) N
Include accounts with zero amounts? (Y,N) Y
Include accounts which are no longer active? (Y,N,I) Y

BAT_FINSUM executed by SCBO_CF on node SWOCA0:: at 2-AUG-2018 09:43:24.30

| Fund # | Fund Description | FYTD | MTD | FYTD | Current | Current | Unencumbered | Bank |
|---------------|--|--------------|--------------|--------------|---------------|--------------|--------------|------|
| Begin Balance | MTD Receipts | Receipts | Expenditures | Expenditures | Fund Balance | Encumbrances | Fund Balance | Code |
| 001 0000 | GENERAL | | | | | | | |
| 8,962,987.02 | 9,979,238.02 | 9,979,238.02 | 5,169,950.88 | 5,169,950.88 | 13,772,274.16 | 4,736,194.07 | 9,036,080.09 | |
| 001 9412 | BUDGET RESERVE | | | | | | | |
| 1,013,208.92 | 0.00 | 0.00 | 0.00 | 0.00 | 1,013,208.92 | 0.00 | 1,013,208.92 | |
| 002 0000 | BOND RETIREMENT | | | | | | | |
| 7,584,471.34 | 0.00 | 0.00 | 0.00 | 0.00 | 7,584,471.34 | 0.00 | 7,584,471.34 | |
| 002 9204 | MASTER FACILITY PLAN-BOND RETIREMENT | | | | | | | |
| 268,835.69 | 0.00 | 0.00 | 0.00 | 0.00 | 268,835.69 | 0.00 | 268,835.69 | |
| 003 0000 | PERMANENT IMPROVEMENT | | | | | | | |
| 0.00 | 0.00 | 0.00 | 0.00 | 0.00 | 0.00 | 0.00 | 0.00 | |
| 004 9018 | Track & Turf Project FY18 | | | | | | | |
| 363,144.00 | 0.00 | 0.00 | 339,980.00 | 339,980.00 | 23,164.00 | 23,164.00 | 0.00 | |
| 004 9207 | BUILDING FUND - MVH PROJECT | | | | | | | |
| 0.00 | 0.00 | 0.00 | 0.00 | 0.00 | 0.00 | 0.00 | 0.00 | |
| 004 9218 | MIRACLE FIELD PROJECT | | | | | | | |
| 28,220.00 | 0.00 | 0.00 | 0.00 | 0.00 | 28,220.00 | 0.00 | 28,220.00 | |
| 006 0000 | FOOD SERVICE FUND | | | | | | | |
| 942,913.59 | 1,313.70 | 1,313.70 | 69,932.35 | 69,932.35 | 874,294.94 | 196,769.40 | 677,525.54 | |
| 007 9001 | PEPSI SCHOLARSHIP | | | | | | | |
| 6,000.00 | 0.00 | 0.00 | 0.00 | 0.00 | 6,000.00 | 0.00 | 6,000.00 | |
| 007 9002 | SHS MEMORIAL TRUST FUND | | | | | | | |
| 2,699.06 | 0.00 | 0.00 | 0.00 | 0.00 | 2,699.06 | 0.00 | 2,699.06 | |
| 007 9003 | ERIKA OWEN SCHOLARSHIP FUND | | | | | | | |
| 716.00 | 0.00 | 0.00 | 0.00 | 0.00 | 716.00 | 0.00 | 716.00 | |
| 007 9093 | GRANGE SCHOLARSHIP FUND | | | | | | | |
| 23,117.25 | 0.00 | 0.00 | 0.00 | 0.00 | 23,117.25 | 0.00 | 23,117.25 | |
| 007 9098 | HAROLD E. MILLS SCHOLARSHIP FUND | | | | | | | |
| 40,263.25 | 55.87 | 55.87 | 0.00 | 0.00 | 40,319.12 | 0.00 | 40,319.12 | |
| 007 9214 | WADE SCHOLARSHIP | | | | | | | |
| 2,700.00 | 100.00 | 100.00 | 0.00 | 0.00 | 2,800.00 | 0.00 | 2,800.00 | |
| 018 904A | HIGH SCHOOL PUBLIC SCHOOL SUPPORT FUND | | | | | | | |
| 101,343.12 | 3,995.00 | 3,995.00 | 2,556.00 | 2,556.00 | 102,782.12 | 59,624.12 | 43,158.00 | |

| Fund # | Fund Description | FYTD | MTD | FYTD | Current | Current | Unencumbered | Bank | |
|--------|--|--------------|--------------|--------------|--------------|--------------|--------------|-----------|-----------|
| Begin | Balance | Receipts | Expenditures | Expenditures | Fund Balance | Encumbrances | Fund Balance | Code | |
| | | MTD Receipts | | | | | | | |
| 018 | 905A JR HIGH PUBLIC SCHOOL SUPPORT FUND | 29,934.93 | 0.00 | 0.00 | 966.00 | 966.00 | 28,968.93 | 0.00 | 28,968.93 |
| 018 | 906A SPRINGBORO INTERMEDIATE PUBLIC SCHOOL SUPPORT | 11,063.90 | 0.00 | 0.00 | 911.00 | 911.00 | 10,152.90 | 825.00 | 9,327.90 |
| 018 | 907A CLEARCREEK ELEMENTARY PUBLIC SCHOOL SUPPORT | 30,985.06 | 0.00 | 0.00 | 250.00 | 250.00 | 30,735.06 | 9,215.00 | 21,520.06 |
| 018 | 915A DENNIS ELEM EAST - PUBLIC SCHOOL SUPPORT FUND | 29,481.41 | 0.00 | 0.00 | 600.00 | 600.00 | 28,881.41 | 27,273.10 | 1,608.31 |
| 018 | 918A FIVE POINTS WEST - PUBLIC SCHOOL SUPPORT FUND | 97,820.78 | 0.00 | 0.00 | 6,905.83 | 6,905.83 | 90,914.95 | 19,688.00 | 71,226.95 |
| 018 | 960A Superintendent/District Support | 11,376.81 | 138.00 | 138.00 | 123.17 | 123.17 | 11,391.64 | 0.00 | 11,391.64 |
| 018 | 970A SUPP SERV/TRANS PUBLIC SCHOOL SUPPORT FUND | 3,537.98 | 0.00 | 0.00 | 0.00 | 0.00 | 3,537.98 | 375.00 | 3,162.98 |
| 018 | 980A CURRICULUM - PUBLIC SCHOOL SUPPORT FUND | 3,509.45 | 0.00 | 0.00 | 9,891.17 | 9,891.17 | 6,381.72- | 0.00 | 6,381.72- |
| 019 | 9215 GOVS Grant FY15 | 0.41 | 0.00 | 0.00 | 0.00 | 0.00 | 0.41 | 0.00 | 0.41 |
| 019 | 9218 NASA Grant FY18 | 1,242.46 | 0.00 | 0.00 | 86.08 | 86.08 | 1,156.38 | 310.53 | 845.85 |
| 019 | 921J JENNINGS GRANTS-TO-EDUCATORS FY12 | 4.25 | 0.00 | 0.00 | 0.00 | 0.00 | 4.25 | 0.00 | 4.25 |
| 019 | 921S RECOVERY SERVICES-STEPS TO SUCCESS FY11 | 0.00 | 0.00 | 0.00 | 0.00 | 0.00 | 0.00 | 0.00 | 0.00 |
| 019 | 922S FY12 MENTAL RECOVERY - RE-DO PROGRAM | 338.18 | 0.00 | 0.00 | 0.00 | 0.00 | 338.18 | 0.00 | 338.18 |
| 019 | 923K FY13 KINDER MORGAN GRANT | 0.19 | 0.00 | 0.00 | 0.00 | 0.00 | 0.19 | 0.00 | 0.19 |
| 019 | 923M FY13 - MEN OF STRENGTH VIOLENCE PREV. GRANT | 2,373.00 | 0.00 | 0.00 | 0.00 | 0.00 | 2,373.00 | 0.00 | 2,373.00 |
| 019 | 924K FY14 KINDER MORGAN GRANT | 190.19 | 0.00 | 0.00 | 0.00 | 0.00 | 190.19 | 0.00 | 190.19 |

| Fund # | Fund Description | FYTD | MTD | FYTD | Current | Current | Unencumbered | Bank | |
|----------|--|-----------|--------------|--------------|--------------|--------------|--------------|-----------|----------|
| Begin | MTD | Receipts | Expenditures | Expenditures | Fund Balance | Encumbrances | Fund Balance | Code | |
| Balance | Receipts | | | | | | | | |
| 020 0000 | MVH LEASE PAYMENTS/SPECIAL ENTERPRISE FUND | 0.00 | 0.00 | 0.00 | 0.00 | 0.00 | 0.00 | 0.00 | |
| 022 907B | ATHLETIC TOURNAMENT | 0.00 | 0.00 | 0.00 | 0.00 | 0.00 | 0.00 | 0.00 | |
| 024 9202 | FLEXIBLE SPENDING | 9,091.77 | 0.00 | 0.00 | 0.00 | 9,091.77 | 0.00 | 9,091.77 | |
| 200 901A | HIGH SCHOOL PRIDE COMMITTEE | 1,092.76 | 0.00 | 0.00 | 0.00 | 1,092.76 | 0.00 | 1,092.76 | |
| 200 902A | ROBOTICS CLUB - DISTRICT WIDE | 22,716.61 | 285.00- | 285.00- | 0.00 | 22,431.61 | 3,650.94 | 18,780.67 | |
| 200 903A | STAND CLUB | 403.44 | 0.00 | 0.00 | 0.00 | 403.44 | 0.00 | 403.44 | |
| 200 904A | Radio Broadcasting Club | 200.00 | 0.00 | 0.00 | 0.00 | 200.00 | 0.00 | 200.00 | |
| 200 908A | JROTC | 11,062.13 | 0.00 | 0.00 | 0.00 | 11,062.13 | 2,569.82 | 8,492.31 | |
| 200 909A | HIGH SCHOOL GERMAN CLUB | 108.38 | 0.00 | 0.00 | 0.00 | 108.38 | 0.00 | 108.38 | |
| 200 910A | HS Academic Team | 363.09 | 0.00 | 0.00 | 0.00 | 363.09 | 0.00 | 363.09 | |
| 200 911A | SI - STUDENT COUNCIL | 1,442.33 | 0.00 | 0.00 | 0.00 | 1,442.33 | 0.00 | 1,442.33 | |
| 200 912A | HS ART CLUB | 5.29 | 0.00 | 0.00 | 0.00 | 5.29 | 0.00 | 5.29 | |
| 200 913A | HIGH SCHOOL DRAMA CLUB | 6,025.70 | 0.00 | 0.00 | 0.00 | 6,025.70 | 0.00 | 6,025.70 | |
| 200 914A | JCOWA (FORMERLY GLOBAL CONNECTIONS) | 390.94 | 0.00 | 0.00 | 0.00 | 390.94 | 0.00 | 390.94 | |
| 200 915A | S.A.D.D. | 4,224.29 | 0.00 | 0.00 | 549.30 | 549.30 | 3,674.99 | 502.40 | 3,172.59 |
| 200 916A | HS LANGUAGE CLUB | 2,991.40 | 0.00 | 0.00 | 0.00 | 2,991.40 | 0.00 | 2,991.40 | |

| Fund # | Fund Description | FYTD | MTD | FYTD | Current | Current | Unencumbered | Bank | |
|----------|-----------------------------|-----------|--------------|--------------|--------------|--------------|--------------|-----------|-----------|
| Begin | Balance | Receipts | Expenditures | Expenditures | Fund Balance | Encumbrances | Fund Balance | Code | |
| | | | | | | | | | |
| 200 917A | HIGH SCHOOL STUDENT COUNCIL | 24,038.58 | 0.00 | 0.00 | 1,000.00 | 1,000.00 | 23,038.58 | 21,459.00 | 1,579.58 |
| 200 918A | JR HIGH STUDENT COUNCIL | 2,255.01 | 0.00 | 0.00 | 0.00 | 0.00 | 2,255.01 | 0.00 | 2,255.01 |
| 200 919A | S-CAPADES | 18,437.09 | 0.00 | 0.00 | 8,546.15 | 8,546.15 | 9,890.94 | 0.00 | 9,890.94 |
| 200 920A | JR HIGH YEARBOOK | 10,667.84 | 0.00 | 0.00 | 0.00 | 0.00 | 10,667.84 | 0.00 | 10,667.84 |
| 200 921A | DENNIS DH CLASS | 602.95 | 0.00 | 0.00 | 0.00 | 0.00 | 602.95 | 0.00 | 602.95 |
| 200 922A | HS DH CLASS | 497.69 | 0.00 | 0.00 | 0.00 | 0.00 | 497.69 | 0.00 | 497.69 |
| 200 925A | HIGH SCHOOL NEWSPAPER | 1.11 | 0.00 | 0.00 | 0.00 | 0.00 | 1.11 | 0.00 | 1.11 |
| 200 926A | JR HIGH NEWSPAPER | 254.12 | 0.00 | 0.00 | 0.00 | 0.00 | 254.12 | 0.00 | 254.12 |
| 200 927A | HS NHS | 1,027.88 | 0.00 | 0.00 | 385.00 | 385.00 | 642.88 | 0.00 | 642.88 |
| 200 928A | S.A.D.D. - JUNIOR HIGH | 352.99 | 0.00 | 0.00 | 0.00 | 0.00 | 352.99 | 0.00 | 352.99 |
| 200 929A | THE MUSE MACHINE | 3,215.32 | 0.00 | 0.00 | 0.00 | 0.00 | 3,215.32 | 0.00 | 3,215.32 |
| 200 930A | HS Fishing Club | 9.24 | 0.00 | 0.00 | 0.00 | 0.00 | 9.24 | 0.00 | 9.24 |
| 200 931A | JH DH CLASS | 1,053.32 | 0.00 | 0.00 | 0.00 | 0.00 | 1,053.32 | 0.00 | 1,053.32 |
| 200 950A | HS TECH PREP | 0.00 | 0.00 | 0.00 | 0.00 | 0.00 | 0.00 | 0.00 | 0.00 |
| 200 954A | JR STATESMEN OF AMERICA | 40.00 | 0.00 | 0.00 | 0.00 | 0.00 | 40.00 | 0.00 | 40.00 |
| 200 956A | JH NHS | 698.03 | 0.00 | 0.00 | 385.00 | 385.00 | 313.03 | 0.00 | 313.03 |

| Fund # | Fund Description | FYTD Receipts | MTD Expenditures | FYTD Expenditures | Current Fund Balance | Current Encumbrances | Unencumbered Fund Balance | Bank Code |
|----------|-------------------------------------|---------------|------------------|-------------------|----------------------|----------------------|---------------------------|-----------|
| 200 960A | HIGH SCHOOL PANTHER EXPRESS | 42,341.70 | 0.00 | 0.00 | 42,341.70 | 0.00 | 42,341.70 | |
| 200 965A | HS SCIENCE & ENGINEERING CLUB | 168.56 | 0.00 | 0.00 | 168.56 | 0.00 | 168.56 | |
| 200 969A | CLASS OF 2017 | 0.00 | 0.00 | 0.00 | 0.00 | 0.00 | 0.00 | |
| 200 970A | CLASS OF 2018 | 1,998.41 | 0.00 | 0.00 | 1,998.41 | 0.00 | 1,998.41 | |
| 200 971A | CLASS OF 2019 | 3,790.00 | 0.00 | 0.00 | 3,790.00 | 0.00 | 3,790.00 | |
| 200 972A | CLASS OF 2020 | 0.00 | 0.00 | 0.00 | 0.00 | 0.00 | 0.00 | |
| 200 973A | CLASS OF 2021 | 0.00 | 0.00 | 0.00 | 0.00 | 0.00 | 0.00 | |
| 300 9011 | SWIMMING FUNDRAISER ACCT. | 670.00 | 0.00 | 0.00 | 670.00 | 0.00 | 670.00 | |
| 300 9017 | HS GIRLS TRACK - FUNDRAISER | 261.81 | 0.00 | 0.00 | 261.81 | 0.00 | 261.81 | |
| 300 9018 | JH GIRLS TRACK - FUNDRAISER | 2,770.04 | 0.00 | 0.00 | 2,770.04 | 0.00 | 2,770.04 | |
| 300 901B | ATHLETICS | 111,981.14 | 1,100.00 | 44,633.85 | 68,447.29 | 32,192.96 | 36,254.33 | |
| 300 901C | HS BOYS BASKETBALL FUNDRAISER ACCT. | 10,955.66 | 0.00 | 2,452.50 | 8,503.16 | 697.43 | 7,805.73 | |
| 300 901D | JH BOYS BASKETBALL FUNDRAISER ACCT. | 93.00 | 0.00 | 0.00 | 93.00 | 0.00 | 93.00 | |
| 300 901E | BOYS SOCCER FUNDRAISER ACCT. | 7,809.22 | 2,000.00 | 0.00 | 9,809.22 | 0.00 | 9,809.22 | |
| 300 901F | SOFTBALL FUNDRAISER ACCT. | 5,633.75 | 0.00 | 0.00 | 5,633.75 | 0.00 | 5,633.75 | |
| 300 901G | BASEBALL FUNDRAISER ACCT. | 26,367.30 | 3,019.50 | 300.00 | 29,086.80 | 8,150.00 | 20,936.80 | |

| Fund # | Fund Description | FYTD | MTD | FYTD | Current | Current | Unencumbered | Bank |
|----------|--------------------------------------|----------|--------------|--------------|--------------|--------------|--------------|-----------|
| Begin | Balance | Receipts | Expenditures | Expenditures | Fund Balance | Encumbrances | Fund Balance | Code |
| 300 901H | HS FOOTBALL FUNDRAISER ACCT. | | | | | | | |
| | 24,072.89 | 0.00 | 0.00 | 10,925.00 | 10,925.00 | 13,147.89 | 8,944.20 | 4,203.69 |
| 300 901I | JH FOOTBALL FUNDRAISER | | | | | | | |
| | 11,650.00 | 0.00 | 0.00 | 0.00 | 0.00 | 11,650.00 | 0.00 | 11,650.00 |
| 300 901J | BOWLING FUNDRAISER ACCT. | | | | | | | |
| | 1,219.64 | 0.00 | 0.00 | 0.00 | 0.00 | 1,219.64 | 0.00 | 1,219.64 |
| 300 901K | BOYS GOLF FUNDRAISER ACCT. | | | | | | | |
| | 8,518.09 | 0.00 | 0.00 | 0.00 | 0.00 | 8,518.09 | 1,750.00 | 6,768.09 |
| 300 901L | GIRLS GOLF FUNDRAISER ACCT. | | | | | | | |
| | 2,525.01 | 0.00 | 0.00 | 0.00 | 0.00 | 2,525.01 | 0.00 | 2,525.01 |
| 300 901M | HS BOYS TRACK FUNDRAISER ACCT. | | | | | | | |
| | 7,969.01 | 0.00 | 0.00 | 0.00 | 0.00 | 7,969.01 | 0.00 | 7,969.01 |
| 300 901N | JH BOYS TRACK FUNDRAISER ACCT. | | | | | | | |
| | 0.00 | 0.00 | 0.00 | 0.00 | 0.00 | 0.00 | 0.00 | 0.00 |
| 300 901O | HS WRESTLING FUNDRAISER ACCT. | | | | | | | |
| | 844.23 | 0.00 | 0.00 | 0.00 | 0.00 | 844.23 | 0.00 | 844.23 |
| 300 901P | JH WRESTLING FUNDRAISER ACCT. | | | | | | | |
| | 503.02 | 0.00 | 0.00 | 0.00 | 0.00 | 503.02 | 0.00 | 503.02 |
| 300 901Q | HS GIRLS BASKETBALL FUNDRAISER ACCT. | | | | | | | |
| | 10,333.37 | 360.00 | 360.00 | 440.91 | 440.91 | 10,252.46 | 255.37 | 9,997.09 |
| 300 901R | JH GIRLS BASKETBALL FUNDRAISER ACCT. | | | | | | | |
| | 0.00 | 0.00 | 0.00 | 0.00 | 0.00 | 0.00 | 0.00 | 0.00 |
| 300 901S | GIRLS SOCCER FUNDRAISER ACCT. | | | | | | | |
| | 6,480.21 | 2,250.00 | 2,250.00 | 1,880.00 | 1,880.00 | 6,850.21 | 945.00 | 5,905.21 |
| 300 901T | HS VOLLEYBALL FUNDRAISER ACCT. | | | | | | | |
| | 11,851.56 | 0.00 | 0.00 | 0.00 | 0.00 | 11,851.56 | 8,421.45 | 3,430.11 |
| 300 901U | JH VOLLEYBALL FUNDRAISER | | | | | | | |
| | 0.00 | 0.00 | 0.00 | 0.00 | 0.00 | 0.00 | 0.00 | 0.00 |
| 300 901V | Panther Indoor Track Club | | | | | | | |
| | 6,057.20 | 0.00 | 0.00 | 5,656.64 | 5,656.64 | 400.56 | 0.00 | 400.56 |
| 300 901W | HS CROSS COUNTRY FUNDRAISER ACCT. | | | | | | | |
| | 5,270.02 | 3,144.50 | 3,144.50 | 619.05 | 619.05 | 7,795.47 | 2,636.00 | 5,159.47 |

| Fund # | Fund Description | FYTD | MTD | FYTD | Current | Current | Unencumbered | Bank |
|----------|---------------------------------------|--------------|-----------|--------------|--------------|--------------|--------------|-------------------|
| Begin | Balance | MTD Receipts | Receipts | Expenditures | Expenditures | Fund Balance | Encumbrances | Fund Balance Code |
| 300 901X | JH CROSS COUNTRY FUNDRAISER ACCT. | 4,461.87 | 0.00 | 0.00 | 0.00 | 4,461.87 | 1,000.00 | 3,461.87 |
| 300 901Y | BOYS TENNIS FUNDRAISER ACCT. | 503.37 | 0.00 | 0.00 | 0.00 | 503.37 | 0.00 | 503.37 |
| 300 901Z | GIRLS TENNIS FUNDRAISER ACCT. | 3,638.57 | 0.00 | 0.00 | 0.00 | 3,638.57 | 1,155.00 | 2,483.57 |
| 300 902B | BAND | 0.00 | 3,700.00 | 3,700.00 | 0.00 | 3,700.00 | 0.00 | 3,700.00 |
| 300 903B | HIGH SCHOOL CHOIR (MUSICALS) | 2,838.81 | 0.00 | 0.00 | 0.00 | 2,838.81 | 0.00 | 2,838.81 |
| 300 904B | JR HIGH CHEERLEADERS | 142.18 | 0.00 | 0.00 | 0.00 | 142.18 | 0.00 | 142.18 |
| 300 905B | HIGH SCHOOL CHEERLEADERS | 16,410.48 | 15,954.05 | 15,954.05 | 0.00 | 32,364.53 | 2,132.54 | 30,231.99 |
| 300 906B | SYB - SPRINGBORO YOUTH BASKETBALL | 10,059.00 | 0.00 | 0.00 | 0.00 | 10,059.00 | 0.00 | 10,059.00 |
| 300 907B | ATH/TOURNAMENT | 0.00 | 0.00 | 0.00 | 0.00 | 0.00 | 0.00 | 0.00 |
| 300 908B | HS BOYS LACROSSE | 25.00 | 0.00 | 0.00 | 0.00 | 25.00 | 0.00 | 25.00 |
| 300 909B | JR HIGH SHOW CHOIR | 7,357.20 | 0.00 | 0.00 | 0.00 | 7,357.20 | 0.00 | 7,357.20 |
| 300 910B | HS GIRLS LACROSSE | 0.00 | 0.00 | 0.00 | 0.00 | 0.00 | 0.00 | 0.00 |
| 300 911B | H.S. SHOW CHOIR | 70.07 | 0.00 | 0.00 | 0.00 | 70.07 | 0.00 | 70.07 |
| 300 914B | HIGH SCHOOL CHEERLEADING COMPETITIONS | 10,519.74 | 5,027.00 | 5,027.00 | 0.00 | 15,546.74 | 2,064.50 | 13,482.24 |
| 300 915B | HIGH SCHOOL HOCKEY | 2,716.11 | 0.00 | 0.00 | 0.00 | 2,716.11 | 0.00 | 2,716.11 |
| 300 916B | SPECIAL OLYMPICS | 2,023.13 | 0.00 | 0.00 | 0.00 | 2,023.13 | 0.00 | 2,023.13 |

| Fund # | Fund Description | FYTD | MTD | FYTD | Current | Current | Unencumbered | Bank |
|----------|-----------------------------------|--------------|--------------|--------------|--------------|--------------|--------------|------|
| Begin | Balance | Receipts | Expenditures | Expenditures | Fund Balance | Encumbrances | Fund Balance | Code |
| | | MTD Receipts | | | | | | |
| 300 917B | TURF MAINTENANCE FUND | 0.00 | 0.00 | 0.00 | 3,446.78 | 3,446.78 | 0.00 | |
| | | 3,446.78 | | | | | | |
| 300 918B | JR HIGH CHEERLEADING COMPETITION | 4,800.00 | 0.00 | 0.00 | 4,844.75 | 2,155.50 | 2,689.25 | |
| | | 44.75 | | | | | | |
| 300 919B | FIVE POINTS ELEM. STUDENT COUNCIL | 0.00 | 0.00 | 0.00 | 3,537.10 | 0.00 | 3,537.10 | |
| | | 3,537.10 | | | | | | |
| 300 920B | DENNIS ELEMENTARY-STUDENT COUNCIL | 0.00 | 0.00 | 0.00 | 1.62 | 0.00 | 1.62 | |
| | | 1.62 | | | | | | |
| 300 921B | TRACK MAINTENANCE FUND | 0.00 | 0.00 | 0.00 | 6,986.71 | 6,986.71 | 0.00 | |
| | | 6,986.71 | | | | | | |
| 300 9511 | CAMP HS BASEBALL | 2,880.00 | 3,427.27 | 3,427.27 | 4,168.73 | 833.75 | 3,334.98 | |
| | | 4,716.00 | | | | | | |
| 300 9512 | CAMP HS BOYS BASKETBALL | 4,190.00 | 7,508.44 | 7,508.44 | 3,249.56 | 649.91 | 2,599.65 | |
| | | 6,568.00 | | | | | | |
| 300 9516 | CAMP HS FOOTBALL | 3,215.00 | 2,769.78 | 2,769.78 | 15,735.22 | 300.00 | 15,435.22 | |
| | | 15,290.00 | | | | | | |
| 300 9517 | Boro Extra 2% Basketball Club | 0.00 | 0.00 | 0.00 | 0.00 | 0.00 | 0.00 | |
| | | 0.00 | | | | | | |
| 300 9523 | JH CROSS COUNTRY CAMP | 1,705.00 | 432.89 | 432.89 | 3,042.11 | 2,281.31 | 760.80 | |
| | | 1,770.00 | | | | | | |
| 300 9532 | CAMP HS GIRLS BASKETBALL | 3,535.00 | 3,385.51 | 3,385.51 | 2,457.59 | 133.00 | 2,324.59 | |
| | | 2,308.10 | | | | | | |
| 300 9535 | CAMP HS VOLLEYBALL | 1,500.00 | 0.00 | 0.00 | 2,840.00 | 0.00 | 2,840.00 | |
| | | 1,340.00 | | | | | | |
| 451 9217 | Network Connectivity Grant FY17 | 0.00 | 0.00 | 0.00 | 0.00 | 0.00 | 0.00 | |
| | | 0.00 | | | | | | |
| 451 9218 | NETWORK CONNECTIVITY GRANT FY18 | 0.00 | 0.00 | 0.00 | 0.00 | 0.00 | 0.00 | |
| | | 0.00 | | | | | | |
| 451 9219 | NETWORK CONNECTIVITY GRANT FY19 | 0.00 | 558.25 | 558.25 | 558.25- | 1,116.53 | 1,674.78- | |
| | | 0.00 | | | | | | |
| 461 9217 | HSTW FY17 | 0.00 | 0.00 | 0.00 | 0.00 | 0.00 | 0.00 | |
| | | 0.00 | | | | | | |

| Fund # | Fund Description | FYTD | MTD | FYTD | Current | Current | Unencumbered | Bank |
|---------------|--|---------------|--------------|--------------|---------------|--------------|---------------|------|
| Begin Balance | MTD Receipts | Receipts | Expenditures | Expenditures | Fund Balance | Encumbrances | Fund Balance | Code |
| 599 9219 | Student Support & Academic Enrich FY19 | | | | | | | |
| | 0.00 | 0.00 | 0.00 | 0.00 | 0.00 | 0.00 | 0.00 | |
| GRAND TOTALS: | | | | | | | | |
| 20,104,771.59 | 10,042,935.64 | 10,042,935.64 | 5,781,186.91 | 5,781,186.91 | 24,366,520.32 | 5,198,905.63 | 19,167,614.69 | |